




LIGHTBOARD CORP.
 **SURFBOARDS 09-10**



CORE AND STRINGER

As of now, the majority of the surfing world and the top athletes are loyal to traditional, polyurethane blanks and so we are. In combination with the wooden stringer it's still the flex that makes the difference !

THICKNESS

Thickness is a very important feature that everyone-from beginner to experienced-needs to be aware of. The thicker the board the more stable and buoyant it will be. Technically, thickness relates to stability and responsiveness.

LENGTH

This is the distance from the nose to the tip of your surfboard. Length is the most important factor for a beginner when they are considering the right board to help them evolve into a better surfer. Longer is better as long as it relates with a wider template and thicker rails. Shorter is usually a realm best reserved for an intermediate to experienced surfer. In regards to performance shortboards length is control in faster and bigger waves.

GLASSING

Fiberglass cloth along with resin (the hardener) is the shell on your board. On our regular shortboard, the accepted choice of cloth "weight" is a 4 + 4 ounce combo on the deck with a 4 ounce bottom + 6 ounce fin patch. Funboards and big fish models as well as guns are heavier; usually with 4/6 ounce decks and 4 ounce bottoms + 6ounce fin patch. Longboards are laminated with 6/6 ounce decks and 6 ounce bottoms + 6 ounce fin patch. Shortboards and Funshapes usually have the pro wetrub finish and Longboards have the glossy polished finish.

FINS

The fin is more or less the steering column of your surfboard. Pressure from your front and back feet cause rail changes that channel water through the fins, causing them to react, this affecting the speed, control, drive and maneuverability of the board. We deliver to all boards fcs fin's as a standard the G5 and on the small fish G3000. Longboards are set up with a glass us-box center fin and fcs tracker fins. For more information about fin technology check : www.surffcs.com

ROUNDED PINTAIL

This design is for the bigger days when a pintail is too much and a square, squash or thumbtail may not be enough. Rounded Pintail boards handle steep, concave and hollow waves. Still fully capable of quick-turning and tight arcs. Like the thumbtail and pintail, there is no interruption in the flow of the rail through the tail, thus enhancing control in the pocket. Best when speed needs to be controlled and not generated.

THUMBTAIL / ROUND TAIL

Suited for waist-to-double overhead. Permits a wide range of turning adjustment, especially going vertical and for back side top turns. Fits very well into the shape of a wave with natural waterflow and continual outline of the board. A bit more stable and clean than a squash with not just carving in mind, but also flair. Lot of fun in waves with some juice.

SWALLOWTAIL:

Ankle-to-giant conditions. The wave size spectrum is so great here because there are two, very different types of swallowtails: "fish" and "baby" swallows. The fish is a highly effective and fun choice for small wave surfing. The wider the swallow, the straighter the outline of the board will be, thus there will be more drive which is important when the waves are weak and you must generate your own speed.

SQUASHTAIL:

Knee-to-overhead conditions. The squash is by far the most popular and versatile tail today and is an excellent choice for beginners and experienced surfers alike. This is the most common tail amongst high performance shortboards. A good blend between tail planing, rail drive and freedom for up in the face turns.

BOTTOM

SINGLE CONCAVE : Easy to turn, for sucky waves speed and power turns
 VEE : For easy surfing and fuller waves
 DOUBLE CONCAVE : For driving turns and speed
 FLAT : For small waves and speed

RAILS

BOXY : For summer and sloppy waves as well as heavy surfers.
 ROLLED : For clean sucky and concave waves
 LOW : For lightweights and Guns
 MID : For all round waves

NEW SHAPE! ROCKET FISH

ROCKET FISH SERIES

The Rocket Fish is not really a fish. It is by far not as round in the outline as common. That creates more hold and drive through turns and offer better control in serious steeper waves. This is the latest development and the choice of many of our best surfers. The entry rocker is low and so the board is easy to paddle and a real wave catcher. The tail rocker is average and the tail area is not too wide so that these boards turn like a performance shortboard. The bottom contour is single to double concave. It has been developed for hawaiian and bali summerwaves. So take it for real it works in our measurements in serious waves. Who should surf the Rocket Fish Series This board is the magic carpet for intermediate to experienced surfer in waist to head high surf conditions and works great in hollow reef waves but also in beachbreaks.

Level Medium – Pro 3-10
Wave Height 0,6 – 2 m
Construction
Classic Pro Performance* Construction, Center Stringer, Australien PU Blank, Top 2x4UZ Glas*, Bottom 1x4 +1+6UZ Fin Patch, Satin Finish, FCS M5 Fin Set Up
*Classic PU Construction still offer the best Flex availability and is the first choice of the world elite surfers and our team in WQS and WCT.

Dimensions
6'0" x 19" x 2 1/4"
6'3" x 19 1/4" x 2 3/8"
6'5" x 19 1/2" x 2 1/2"



PITFISH

PIT FISH SERIES


The Pit Fish Series 2010 is fine tuned in regards to a deeper single concave bottom and medium tail rocker. The overall outline is a bit tighter than the Truvali Series. The widest point is more between your feet. These boards are performance shortboards with a bit more width and volume. Fast easy to paddle and weapon of choice for intermediate to experienced summer wave chargers. Surf these boards about 2" shorter than your regular shortboard.

Who should surf the Pit Fish Series You are an intermediate to experienced surfer and look for a board that catches waves easy, accelerates in weak surf and allows tight arcs. The smaller length also work well in riversurfing conditions.

Level Medium – Pro 3-10
Wave Height 0,4 – 2,0 m
Construction
Classic Pro Performance* Construction, Center Stringer, Australien PU Blank, Top 2x4UZ Glas*, Bottom 1x4 +1+6UZ Fin Patch, Satin Finish, FCS M5 Fin Set Up
*Classic PU Construction still offer the best Flex availability and is the first choice of the world elite surfers and our team in WQS and WCT.

Dimensions
6'0" x 19 1/4" x 2 3/8"
6'2" x 19 1/2" x 2 1/2"
6'4" x 19 5/8" x 2 1/2"





NEW SHAPE! PRO QUAD

PRO QUAD SERIES

These boards are super fast and hold the line in hollow waves and generate speed out of the gate.

The Pro Quad Series is not as wide and thinner as the Quad Series and fit's perfect for in form or more lightweight surfer. Rails are low to medium and bottom contour is single to double concave width a low to medium tail rocker . Average Joe will get a Hell man.

When conditions get serious you will love this high performance 4 fins set up !

Who should surf the Pro Quad Series

You are looking for 1 board that performs in knee high to good overhead conditions. You want to get through the fastest sections. Your weight is not higher than 80 kg or you are a strong in form surfer.

Level Medium – Pro 4-10

Wave Height 0,5 – 2,5 m

Construction

Classic Pro Performance* Construction, Center Stringer, Australien PU Blank, Top 2x4UZ Glas*,

Bottom 1x4 +1+6UZ Fin Patch, Satin Finish,

FCS QUAD Fin Set Up

*Classic PU Construction still offer the best Flex availability and is the first choice of the world elite surfers and our team in WQS and WCT

Dimensions

6'3" x 18 1/2" x 2 3/8"

6'6" x 18 3/4" x 2 1/2"



QUAD SERIES

QUAD SERIES

These boards are super fast and hold the line in hollow waves and generate speed out of the gate. The Quad Series offers medium sized rails with a low entry and low to medium tail rocker.

They have a lot of flotation and suit heavy weight surfers. The single to double concave bottom shape and battail shape with the overall wider outline make these board easy to surf for intermediate surfers as well. Average Joe will get a Hell man.

You will love 4 fins set up !

Who should surf the Quad Series

You are a more heavy footed surfer and love to surf fast with max acceleration(Team Rider Modell Michi Mohr).

You are looking for 1 board that performs in knee high to good overhead conditions.

Level Medium – Pro 2-10

Wave Height 0,3 – 2,5 m

Construction

Classic Pro Performance* Construction, Center Stringer, Australian PU Blank, Top 2x4UZ Glas*,

Bottom 1x4 +1+6UZ Fin Patch, Satin Finish, FCS QUAD Fin Set Up

*Classic PU Construction still offer the best Flex availability and is the first choice of the world elite surfers and our team in WQS and WCT.

Dimensions 5'10" x 19" x 2 3/8" 6'1" x 19 1/4" x 2 1/2"
6'5" x 19 1/2" x 2 5/8" 6'9" x 19 5/8" x 2 5/8"



BBS SERIES

High Performance Shortboards for heavier surfers up to 100kg. The BBS combines a single concave to v bottom shape with boxy rails and a squashtail with good buoyancy and volume for easy paddling and rad turns. They work insane in powerful and fuller waves.

Who should surf the BBS ?

Pro Performance for heavy and strong surfers or the next step up from funshapes to shortboards for intermediate surfers.

Level Intermediate – Advanced 3-10

Wave Size 0,5 m – 2,2 m

Construction

Classic Pro Performance* Construction, Center Stringer, Australian PU Blank, Top 2x4UZ Glas*, Bottom 1x4 +1+6UZ Fin Patch, Satin Finish, FCS M5 Fin Set Up

*Classic PU Construction still offer the best Flex availability and is the first choice of the world elite surfers and our team in WQS and WCT.

Dimensions

6'4" x 19 1/2" x 2 5/8"

6'7" x 19 3/4" x 2 5/8"

BBS SERIES

NEW SHAPE!





PIC : LIGHT INDO



BLACKS PRO

BLACKS SERIES

Comp Pro Performance board that suits more heavy footed surfers. Progressive set up of a squash tail combined with single concave bottom and low to medium boxy rails. Who should surf the Blacks Series? Exactly like the Pro Flight these boards are built for the elite and top performing surfer - speedy and responsive. But with slightly more overall thickness these models suit surfers up to 80kg pretty well.

Level Advanced – Pro 6-10 Wave Height 0,5 – 2,0 m
Construction Classic Pro Performance* Construction, Center Stringer, Australien PU Blank, Top 2x4UZ Glas*, Bottom 1x4 +1+6UZ Fin Patch, Satin Finish, FCS M3 / M5 Fin Set Up
*Classic PU Construction still offer the best Flex availability

Dimensions 6'0" x 18 3/8" x 2 3/8" 6'2" x 18 1/2" x 2 1/2"

SNAPPER X

SNAPPER X SERIES

The Snapper X is a balanced low rocker thumbtail design with a slight single concave and medium rails. These boards are fast and love speed and arcs. They surf great in any conditions and work good in hollow reefbreaks. If you are looking for a world traveller this is your board. Who should surf the Snapper X series?

You like the style of Tom Curren and are 80kg + this will fit you perfectly in most conditions.

With a little extra width this is a high performance shortboard for heavier surfers.

Level Advanced – Pro 4-10 Wave Height 0,5 – 2,5 m
Construction

Classic Pro Performance* Construction, Center Stringer, Australien PU Blank, Top 2x4UZ Glas*, Bottom 1x4 +1+6UZ Fin Patch, Satin Finish, FCS M5 Fin Set Up
*Classic PU Construction still offer the best Flex availability and is the first choice of the world elite surfers and our team in WQS and WCT.

Dimensions 6'4" x 19 1/2" x 2 1/2" 6'8" x 19 1/4" x 2 3/8"



SNAPPER

SNAPPER SERIES

Designs for those who love to surf also hollow waves with ease and control. The pintail shape with a single to double concave bottom and medium tail rocker and medium boxy rails provide a balanced shape for heavy surf. The 6'2" and 6'6" are also nice allround shortboards working in a good variety of conditions. These models are easy to paddle and wave catchers.

Who should surf the Snapper Series
You are looking for a surfboard that is easy to control in also more hollow surf but has the same character like your regular shortboard.
Level

Advanced – Pro 4-10

Wave Height
0,8m – 2,7 m

Construction

Classic Pro Performance* Construction,
Center Stringer, Australien PU Blank,
Top 2x4UZ Glas*, Bottom 1x4 +1+6UZ Fin Patch,
Satin Finish, FCS M5 Fin Set Up

*Classic PU Construction still offer the best Flex availability and is the first choice of the world elite surfers and our team in WQS and WCT.

Dimensions

6'2" x 18 1/2" x 2 3/8"

6'6" x 18 3/4" x 2 1/2"

6'10" x 19" x 2 5/8"



PRO FLIGHT

PRO FLIGHT SERIES

Pro Performance Shortboards with single concave bottom, low to medium rails and squash tail. This is exactly what our pros are surfing.

Speedy and responsive – surf like Dedi Gun.

Who should surf the Pro Flight Series

You surf above average and you are looking for a board that offers max speed with tight arcs.

Level Advanced – Pro 6-10

Wave Height 0,5 – 2,0 m

Construction

Classic Pro Performance* Construction,
Center Stringer, Australien PU Blank,
Top 2x4UZ Glas*, Bottom 1x4 +1+6UZ Fin Patch,
Satin Finish, FCS M3 / M5 Fin Set Up

*Classic PU Construction still offer the best Flex availability and is the first choice

Dimensions

5'8" x 18" x 2" Pro Junior

5'11" x 18 1/8" x 2 1/8"

6'1" x 18 1/4" x 2 1/4"

6'3" x 18 1/2" x 2 3/8"







ROCK SERIES

The Rock Series 2010 is fine tuned again. The wide squashtail with low boxy rails and single concave bottom shape and low entry rocker let this board fly in smaller conditions. Super easy takeoff and tight turns describe the character of the Rock Series best. Works best in knee to head high conditions and is a high performance alternative for fish shapes. The Rock 5'11 is also a really good choice for riversurfing. Who should surf the Rock Series High Performance small wave destroyer also good for not so experienced surfers, easy paddling, stability and tight turns.

Level

Intermediate – Advanced 3-10

Wave Height 0,4 m – 1,8 m

Construction

Classic Pro Performance* Construction,

Center Stringer, Australian PU Blank,

Top 2x4UZ Glas*,

Bottom 1x4 +1+6UZ Fin Patch,

Satin Finish, FCS M5 Fin Set Up

*Classic PU Construction still offer the

best Flex availability and is the first

choice of the world elite surfers and

our team in WQS and WCT.

Dimensions

5'11" x 19 1/2" x 2 3/8"

6'2" x 20" x 2 1/2"

ROCK SERIES



TRUVALLI FISH



TRUVALLI FISH SERIES

The Truvalli Fish Series is a wide fish shape with low entry and tail rocker, mono to double concave bottom shape and medium to full rails for extra volume. The boards are super easy and fast to paddle and offer a good stability. The combination of the double winger tail and the slight vee behind the rear fin let this fish series still turn tight. This is the first choice for boardsport active novice surfers and those who are looking for a shorter board to perform in summer waves. The smaller sized Truvalli Fish are perfect for experienced surfers who love to fly over the flat sections... Who should surf the Truvalli Fish You are looking for surfboard that performs in smaller waves without much push and want to surf fast.

Big length are perfect for beginners to intermediate surfers while the shorter models are a good choice for riversurfing and experienced surfers looking for the summer wave weapon.

Level Beginner to experienced 2-8

Wave Height 0,3 – 1,8m

Construction Classic Pro Performance* Construction, Center Stringer, Australien PU Blank, Top 2x4UZ Glas**, Bottom 1x4 +1+6UZ Fin Patch, Satin Finish, FCS M5 Fin Set Up

*Classic PU Construction still offer the best Flex availability and is the first choice of the world elite surfers and our team in WQS and WCT. ** 1x4UZ+1x6UZ Glas ab 6'2"

Dimensions 5'11" x 20 1/4" x 2 1/4" 6'0" x 20 1/4" x 2 1/2" 6'2" x 20 1/2" x 2 1/2" 6'4" x 20 3/4" x 2 1/2" 6'6" x 21" x 2 1/2"



PRO AM'S

PRO AM SERIES

High Performance Shortboards based on what the team surfs. Going well on most types of waves. Superfast, responsible and balanced.

Speed is your friend and that's why not only Pro's surf this series. Single concave bottom contour with medium sized rails (low in the smaller length below 6'0") and squash tail. Pro AM Shortboards are available from 5'8" to 6'10".

Who should surf the Pro AM

You are looking for a high performance shortboard that rips on your local beachbreak but also performs at reef breaks. The board is due to the balanced widest point easy to surf and very maneuverable.

Surfing Level Intermediate to Pro: 5-10

Recommended Wave Size 0,5 – 2,5m



Construction

Classic Pro Performance* Construction, Center Stringer, Australien PU Blank, Top 2x4UZ Glas, Bottom 1x4 +1+6UZ Fin Patch, Satin Finish, FCS M5 Fin Set Up

*Classic PU Construction still offer the best Flex availability and is the first choice of the world elite surfers and our team in WQS and WCT.

Dimensions

6'2" x 18 3/8" x 2 1/4" 6'4" x 18 1/2" x 2 3/8"

S M5 Fin Set Up

*Classic PU Construction still offer the best Flex availability and is the first choice of the world elite surfers and our team in WQS and WCT.

Dimensions

6'2" x 18 3/8" x 2 1/4" 6'4" x 18 1/2" x 2 3/8" 6'6" x 18 5/8" x 2 1/2" 6'8" x 19" x 2 5/8" 6'10" x 19 1/2" x 2 5/8"

MICRO LOG



MICRO LOG

Pure Fun is the best description for this ultrashort longboard. They have a double winger tail and a cick nose, single to double concave bottom and fine more low to medium sized rails. The fin set up is US finbox + fcs sidefins and you can surf the progressive three fin set up or a single fin. Super easy to surf while still turning in tight arcs and the best thing is that these boards are really loose and flying. Polished design + 6uz top lamination offer a classic and long lasting workmanship.

Who should surf the Micro Log

The Micro Log is the ultimate wave catching machine for longboarders who want to go shorter or shortboarder who want to catch easy every summerwave but still perform in more than head high conditions.

Enjoy the character of a board that offers a lot of stability while still turning on a dime.

LEVEL Beginner – Pro 1-10

Wave Height 0,3 m – 2,5 m

Construction

Classic Pro Performance Construction, Center Stringer,

Australien PU Blank, Top 2x 6UZ Glas*,

Bottom 1x4 +1+6UZ Fin Patch,

Polished Finish, Infinity 4.5 FCS GL Fin Set Up

Dimensions

6'4" x 21" x 2 5/8"

6'8" x 21 1/4" x 2 5/8"







POCKET FISH

POCKET FISH SERIES

The Pocket Fish is a round nose fish with less entry and a medium tail rocker for tighter arcs out of turns. Covered with a deep single concave the Pocket fish is the ultimate high performance summer wave allrounder for experienced surfer. This board can be ridden 4" to 10" smaller than your average shortboard.

Who should surf the Rocket Fish Series?
 You are a seasoned surfer and look for a summer wave performer that is fast through all sections. This board turns tight arcs and you love to surf in the pocket and accelerate in the steepest part.
 Level : Medium – Pro 3-10
 Wave Height 0,3 – 1,5 m

Construction : Classic Pro Performance* Construction, Center Stringer, Australien PU Blank, Top 2x4UZ Glas*, Bottom 1x4 +1+6UZ Fin Patch, Satin Finish, FCS M5 Fin Set Up *Classic PU Construction still offer the best Flex availability and is the first choice of the world elite surfers and our team in WQS and WCT.

Dimensions . 5'8" x 20" x 2 1/4" and 5'10" x 20 1/4" x 2 3/8"



RETRO TWIN

RETRO TWIN

Two words....user friendly.
 Works from knee high to head high. Incredible fast and easy to surf 2 fcs keel fins, deep classic swallow tail and polished finish with 6uz top lamination. Modern light single concave to double concave bottom make it a great travel partner in the worlds best breaks.

Who should surf the Retro Twin?
 You like to surf with passion and flow .
 The Retro Twin is easy to handle and really fast.
 The 6'1" is beginners friendly.
 Level : Intermediate – Pro 3 - 10
 Wave Size : 0,3 m – 2 m

Construction :
 Classic Pro Performance Construction, Center Stringer, Australien PU Blank, Top 2x 6UZ Glas*, Bottom 1x6 +1+6UZ Fin Patch, Polished Finis, FCS Keel Fin GL Fin Set Up



ONLY AVAILABLE AT
LBC SRF

SWORD RIVERBOARD

SWORD SERIES - Riverboards

High Performance Riverboard tweaked and tested and specially laminated with extra 6uz fibreglas at the rails for better impact protection. The thickness is thin and the rocker is low in the tail for speed and responsiveness.

Who should surf the Sword?

This is not the beginners Riverboard and offer high performance with all the skills needed. You only get out what you put in. If you look for a more user friendly riverboard or a board for soft riverwaves look for the short versions of the Pit Fish, Truvalli Fish, Pocket Fish !

Surfing Level Intermediate to Pro: 5-10

Wave Size Eisbach and alike

Construction

Classic Pro Performance* Construction,

Center Stringer, Australien PU Blank,

Top 2x6UZ Glas, Rails 1 xtra 6 uz,

Bottom 1x4 +1+6UZ Fin Patch,

Satin Finish, Fcs M5 Fin Set up



SEVEN-SIX

SEVENSIX FUNSHAPE

The balanced ratio of a natural rocker with medium rails and a performance concave to concave v bottom shape create speed and manouverability. The extra width in the nose helps you to catch waves in small stuff. Overall these boards are great world travellers and work in most conditions.

Who should surf the Sevensix Series
If you are looking for the perfect allrounder, a board that takes you from your first steps to clean 6ft faces this is what you are looking for. Fast, manouverable and forgiving, easy to paddle. Just choose the right size wether you are a big bloke or average joe. With 5 different dimensions we cover lightweight surfers from 50 kg up to big guys with 100kg +.

Level Beginner – Advanced 1-7
Wave Size 0,4 m – 2,4 m

Construction
Classic Pro Performance* Construction,
Center Stringer, Australien PU Blank,
Top 1x4UZ Glas+ 1x 6UZ Glas*,
Bottom 1x4 +1+6UZ Fin Patch,
Satin Finish, FCS M5 Fin Set Up
*Classic PU Construction still offer the best
Flex availability and is the first choice
of the world elite surfers and our
team in WQS and WCT.

Dimensions
6'6" x 19 5/8" x 2 1/2"
6'10" x 20 1/4" x 2 5/8"
7'2" x 20 1/4" x 2 5/8"
7'6" x 20 1/4" x 2 5/8"
8'0" x 21" x 2 7/8"



RINCON

RINCON Description

If you have seen pictures of Da Bull in Hawaii this is exactly the board looks like. Heavy Duty wooden nose and tail block and 3 red cedar stringers combined with a perfect polished 2 x 6uz glass finish. This board has a modern bottom shape with a nose concave that blends into a flat area that blends into a concave v for control and drive. The soft 50/50 rails keep the retro touch and if you want to surf this large longboard vertical you have to walk the walk. This year we refined the shape a bit and kept the overall width a bit slimmer for faster rail to rail action. Still this 3 1/4 thick board has enough beef to get you through all flat sections and is built for noserides. Who should surf the Rincon?
Catching waves ahead of the pack, and surf with style and move like a cat.

Level Intermediate – Pro 3-10
Wave Size 0,3 m – 2,5 m

Construction
Classic Pro Performance Construction,
Center Stringer, Australien PU Blank,
Top 2x 6UZ Glas*,
Bottom 1x& +1+6UZ Fin Patch,
Polished Finis, FCS Keel
FinGL Fin Set Up

Dimensions 9'6" x 22" x 3"





GODDESS

GODDESS SERIES

Goddess womens funshapes are built for a lifetime of surfing. The concave to concave v bottom shape combined with the smooth rocker outline provide speed and easy control. Buoyance and stability help beginners to progress fast as well as the balanced volume keep these models really user friendly.

Who should surf the Goddess

You are looking for a surfboard that handles many conditions and offers good stability and easy wave catching. Still the Goddess turn tight and so this is a great series for lightweight beginners and intermediate surfers.

Level Beginner – Advanced 1-7

Wave Size 0,3 m – 2 m

Construction

Classic Pro Performance* Construction, Center Stringer,

Australien PU Blank, Top 1x4UZ Glas+ 1x 6UZ Glas*,

Bottom 1x4 +1+6UZ Fin Patch, Satin Finish,

FCS M5 Fin Set Up

*Classic PU Construction still offer the best Flex availability and is the first choice of the world elite surfers and our team.



HONKEYS RESIN TINT

HONKEYS

This is a high performance longboard with a progressive and modern bottom shape. The nose concave creates extra lift, the flat area is good for speed and easy paddling and the concave v in the tail offers control and drive through turns. You can choose between a 3 fin set up or single fin surfing.

This board is a proven winner in many competitions and the classic polished resin tint look is art for itself.

Who should surf the Honkey's

You love to surf down the line and arcs and the blend between modern performance and classic style reflects your surfing.

These boards are working great for experienced longboarders as well as beginners and intermediate surfers.

Level Beginner – Pro 1-10

Wave Size 0,3 m – 2,5 m

Construction

Classic Pro Performance Construction,

Center Stringer, Australien PU Blank,

Top 2x 6UZ Glas*, Bottom 1x6 +1+

6UZ Fin Patch,

Polished Finis, FCS Keel FinGL Fin Set Up

Dimensions 9'0" x 22" x 3" 9'2" x 22 1/2" x 3"





WETSUIT TYPE: SPRINGSUIT 2/3

Essential Series Wetsuits

Best in price performance and all you need for your holiday surf trips



Essential Integrale Steamer 1/1mm MENS / WOMEN / KIDS
 Flat Stitched, Chest/Back: Mesh Shoulder/Arms/Legs:
 Jersey 2 Faces
 Underarms/Lumbar: Ultrastretch, YKK Zipper
 Best used in warm water temperature 18-25° and cold
 windy conditions or jelly fish infested waters



BTN/BTN
2 mm

AC
2 mm

BTN/BTN
2 mm

BTN/BTN
2 mm

BTN/BTN
2 mm

BTN/BTN
2 mm

Logo printed

Unlimited Integrale Steamer 4/3mm MENS/WOMENS/KIDS
 Glued & Blind stitched + Liquid Seal, Batwing, Chest/Back/Legs: Jersey
 Shoulder/Arms/Legs: Jersey 2 Faces
 Shoulder/Arms/Underarms: Superstretch
 YKK Zipper
 Recommended use in water temperature 11-17° . Most requested wetsuit which
 offers max. freedom of movement and less water entry due to liquid seals and
 batwing construction.

This wetsuit is also available as a 5/4/3mm combo for watertemperature 8 – 14°

Wetsuits

Unlimited Series



Unlimited Springsuit 2/2mm MENS
 Flat Stitched, Chest/Back/Legs: Jersey Shoulder/Arms/
 Underarms: Superstretch
 YKK Zipper
 Maximum freedom and comfort in movement.
 This is the best springsuit in the range.
 Recommended to use for 19° - 25° water temperature.



Unlimited Integrale Steamer 3/2mm MENS/WOMENS/KIDS
 Glued & Blind stitched + Liquid Seal, Batwing, Chest/Back/Legs: Jersey
 Shoulder/Arms/Legs: Jersey 2 Faces
 Shoulder/Arms/Underarms: Superstretch
 YKK Zipper
 Recommended use in water temperature 17-23° .
 Most requested wetsuit which offers max. freedom of movement and less
 water entry due to liquid seals and batwing construction.



Sniper Rashguards
 These rashguards not only look great but they
 provide the ultimate in UV protection.
 Like a second skin in and out of the water
 there's nothing better for long hours
 out in the sun. Choose from both long and
 short sleeve models.
 Extremely quick drying!

Features : UV protection , Quick drying
 Flatlock stitching , Super comfortable
 Lightweight



Unlimited Integrale Steamer 4/3mm MENS/WOMENS/KIDS
 Glued & Blind stitched + Liquid Seal, Batwing, Chest/Back/Legs: Jersey
 Shoulder/Arms/Legs: Jersey 2 Faces
 Shoulder/Arms/Underarms: Superstretch
 YKK Zipper
 Recommended use in water temperature 11-17° . Most requested wetsuit which
 offers max. freedom of movement and less water entry due to liquid seals and
 batwing construction.


This wetsuit is also available as a 5/4/3mm combo for watertemperature 8 – 14°







LBC LIGHTBOARDCORP
FRANZIUSSTRASSE 6a
60314 FRANKFURT / GERMANY
TEL +49 (0)69 943402 0
FAX +49 (0) 69 943402 90
service@gta-distribution.de
www.LIGHTBOARDCORP.com



customer		buyer	
		order date	
		delivery date	
		VAT NO.	
		term	



LIGHTBOARD CORP / GTA DISTRIBUTION OHG
 FRANZJUSSTRASSE 6A 60314 FRANKFURT GERMANY
 TEL +49 89 943402-0 FAX -00 service@gtb-distribution.de

ORDER LBC LIGHTBOARD CORP SUMMER 2010 7/12/09

Surfboards	MEASUREMENTS	BOTTO/FINISH	FIN TYPE	ORDER
------------	--------------	--------------	----------	-------

POLYESTER CLEARBOARDS - PLYWOOD CENTERED STRINGER

PERFORMANCE SHORTBOARDS FULL NOSE FISH MEDIUM ROCKER NEW SPRAY DESIGN

POCKET FISH SERIES	5'8"x20"x2 1/4"	SINGLE TO CONCAVE V	WETRUB	M3 / M3	420.00 €
POCKET FISH SERIES	5'10"x20 1/4"x2 3/8"	SINGLE TO CONCAVE V	WETRUB	M3 / M3	420.00 €

PERFORMANCE SHORTBOARDS WINGER FISH NEW SPRAY DESIGN

TRUALLI FISH SERIES	5'11"x 20 1/4"x2 1/4"	SINGLE TO CONCAVE V	WETRUB	M3 / M3	420.00 €
TRUALLI FISH SERIES	6'0"x20 1/4" x 2 3/8"	SINGLE TO CONCAVE V	WETRUB	M5 / M5	420.00 €
TRUALLI FISH SERIES	6'2"x 20 1/2"x 2 3/8"	SINGLE TO CONCAVE V	WETRUB	M5 / M5	420.00 €
TRUALLI FISH SERIES SPRAY	6'2"x 20 1/2"x 2 3/8"	SINGLE TO CONCAVE V	WETRUB	M5 / M5	440.00 €
TRUALLI FISH SERIES	6'4"x 20 3/4" x 2 1/2"	SINGLE TO CONCAVE V	WETRUB	M5 / M5	420.00 €
TRUALLI FISH SERIES SPRAY	6'4"x 20 3/4" x 2 1/2"	SINGLE TO CONCAVE V	WETRUB	M5 / M5	440.00 €
TRUALLI FISH SERIES	6'6"x21"x2 1/2"	SINGLE TO CONCAVE V	WETRUB	M5 / M5	420.00 €
TRUALLI FISH SERIES SPRAY	6'6"x21"x2 1/2"	SINGLE TO CONCAVE V	WETRUB	M5 / M5	440.00 €

PERFORMANCE SHORTBOARDS DOUBLE WINGER FISH

PIT FISH SERIES SPRAY	5'10"x 19"x 2 1/4" NEW	SINGLE CONCAVE	WETRUB	M3 / M3	440.00 €
PIT FISH SERIES SPRAY	6'0"x 19 1/4"x 2 1/4" NEW	SINGLE CONCAVE	WETRUB	M3 / M3	440.00 €
PIT FISH SERIES SPRAY	6'2"x 19 1/2"x 2 3/8" NEW	SINGLE CONCAVE	WETRUB	M3 / M3	440.00 €
PIT FISH SERIES SPRAY	6'4"x 19 5/8" x 2 3/8" NEW	SINGLE CONCAVE	WETRUB	M5 / M5	440.00 €

PRO PERFORMANCE SHORTBOARDS SQUASHTAIL NEW BLACK RAILS

PRO FLIGHT SERIES SPRAY	5'8"x 18"x 2" NEW	SINGLE CONCAVE	WETRUB	M3 / M3	395.00 €
PRO FLIGHT SERIES SPRAY	5'11"x 18 1/8"x 2 1/8" NEW	SINGLE CONCAVE	WETRUB	M3 / M3	395.00 €
PRO FLIGHT SERIES SPRAY	6'1"x 18 1/4"x 2 1/4"	SINGLE CONCAVE	WETRUB	M3 / M3	440.00 €
PRO FLIGHT SERIES SPRAY	6'3"x 18 1/2" x 2 3/8"	SINGLE CONCAVE	WETRUB	M5 / M5	440.00 €

PRO PERFORMANCE SHORTBOARDS ROUNDED PINTAIL

SNAPPER SERIES SPRAY	6'2"x 18 1/2" x 2 3/8"	SINGLE CONCAVE	WETRUB	M5 / M5	440.00 €
SNAPPER SERIES SPRAY	6'6" x 18 3/4" x 2 1/2"	SINGLE CONCAVE	WETRUB	M5 / M5	440.00 €
SNAPPER SERIES SPRAY	6'10" x 19" x 2 5/8"	SINGLE CONCAVE	WETRUB	M5 / M5	440.00 €

PRO PERFORMANCE SHORTBOARDS ROUNDED PINTAIL - THUMBTAIL

SNAPPER X SERIES SPRAY	6'4"x 19 1/2" x 2 1/2"	SINGLE CONCAVE	WETRUB	M5 / M5	440.00 €
SNAPPER X SERIES SPRAY	6'8" x 19 1/4" x 2 3/8" NEW	SINGLE CONCAVE	WETRUB	M5 / M5	440.00 €

PRO PERFORMANCE SHORTBOARDS SQUASHTAIL

PRO AM SERIES	6'2"x 18 3/8" x 2 1/4"	SINGLE CONCAVE	WETRUB	M5 / M5	420.00 €
PRO AM SERIES	6'4"x 18 1/2" x 2 3/8"	SINGLE CONCAVE	WETRUB	M5 / M5	420.00 €
PRO AM SERIES	6'6" x 18 5/8" x 2 1/2"	SINGLE CONCAVE	WETRUB	M5 / M5	420.00 €
PRO AM SERIES	6'8" x 19" x 2 5/8"	SINGLE CONCAVE	WETRUB	M5 / M5	420.00 €
PRO AM SERIES	6'10" x 19 1/2" x 2 5/8"	SINGLE CONCAVE	WETRUB	M5 / M5	420.00 €

BIG GUY SHORTBOARDS SQUASHTAIL

BBS SERIES SPRAY	6'4"x 19 1/2" x 2 5/8" NEW	SINGLE CONCAVE	WETRUB	M5 / M5	440.00 €
BBS SERIES SPRAY	6'7" x 19 3/4" x 2 5/8" NEW	SINGLE CONCAVE	WETRUB	M5 / M5	440.00 €

PRO PERFORMANCE SHORTBOARDS SQUASHTAIL

BLACKS SERIES SPRAY	6'0"x 18 3/8" x 2 3/8"	SINGLE CONCAVE	WETRUB	M5 / M5	440.00 €
BLACKS SERIES SPRAY	6'2"x 18 1/2"x 2 1/2"	SINGLE CONCAVE	WETRUB	M5 / M5	440.00 €

PERFORMANCE SHORTBOARDS FOR SUMMER WAVES AND RIVERSURFING

ROCK PERFORMANCE SHORTBOARD	5'11"x 19 1/2" x 2 3/8"	SINGLE CONCAVE	WETRUB	M3 / M3	420.00 €
ROCK PERFORMANCE SHORTBOARD	6'2" x 20" x 2 1/2"	SINGLE CONCAVE	WETRUB	M5 / M5	420.00 €

QUAD'S HIGH PERFORMANCE BATTAIL

QUAD PERFORMANCE SHORTBOARD	5'10" x 19" x 2 1/4"	SINGLE CONCAVE TO CONCAVE V	WETRUB	M3 / GX	440.00 €
QUAD PERFORMANCE SHORTBOARD	6'1" x 19 1/4" x 2 3/8"	SINGLE CONCAVE TO CONCAVE V	WETRUB	M3 / GX	440.00 €
QUAD PERFORMANCE SHORTBOARD	6'5" x 19 1/2" x 2 1/2"	SINGLE CONCAVE TO CONCAVE V	WETRUB	M5 / GX	440.00 €
QUAD PERFORMANCE SHORTBOARD	6'9" x 19 5/8" x 2 5/8"	SINGLE CONCAVE TO CONCAVE V	WETRUB	M5 / GX	440.00 €

PRO QUAD

PRO-QUAD HIGH PERFORMANCE	6'3"x 18 7/8" x 2 3/8" NEW	SINGLE CONCAVE TO SLIGHT DOUBLE	WETRUB	M5 / GX	440.00 €
PRO-QUAD HIGH PERFORMANCE	6'6" x 19 1/4" x 2 1/2" NEW	SINGLE CONCAVE TO SLIGHT DOUBLE	WETRUB	M5 / GX	440.00 €

ROCKET HIGH PERFORMANCE SHORTBOARD SWALLOW TAIL

ROCKET HIGH PERFORMANCE SHORTBOARD SWA	6'3"x 19 1/4"x 2 3/8" NEW	SINGLE CONCAVE TO SLIGHT DOUBLE	WETRUB	M5 / M5	440.00 €
ROCKET HIGH PERFORMANCE SHORTBOARD SWA	6'5" x 19 3/8" x 2 1/2" NEW	SINGLE CONCAVE TO SLIGHT DOUBLE	WETRUB	M5 / M5	440.00 €

PERFORMANCE RIVERSURFING

SWORD SERIES RIVERBOARDS	5'10" x 19" x 2" NEW	SINGLE CONCAVE	WETRUB	M3 / M3	420.00 €
SWORD SERIES RIVERBOARDS	6'0" x 19 1/4" x 2 1/8" NEW	SINGLE CONCAVE	WETRUB	M3 / M3	420.00 €

WOMENS DESIGN FUNSHAPES NEW SPRAY DESIGN

GODDESS SERIES	6'3"x 19 1/2" x 2 1/2" NEW	SINGLE CONCAVE TO CONCAVE V	WETRUB	M5 / M5	440.00 €
GODDESS SERIES	6'6" x 19 5/8" x 2 1/2"	SINGLE CONCAVE TO CONCAVE V	WETRUB	M5 / M5	450.00 €
GODDESS SERIES	6'10"x20 1/2"x 2 5/8"	SINGLE CONCAVE TO CONCAVE V	WETRUB	M5 / M5	450.00 €
GODDESS SERIES	7'2" x 20 1/4" x 2 5/8"	SINGLE CONCAVE TO CONCAVE V	WETRUB	M5 / M5	470.00 €

FUNSHAPES

SEVENSIX FUN SERIES	6'3"x 19 1/2" x 2 3/8" NEW	SINGLE CONCAVE TO CONCAVE V	WETRUB	M5 / M5	420.00 €
SEVENSIX FUN SERIES	6'6" x 19 5/8" x 2 1/2"	SINGLE CONCAVE TO CONCAVE V	WETRUB	M5 / M5	420.00 €
SEVENSIX FUN SERIES	6'10"x20 1/2"x 2 5/8"	SINGLE CONCAVE TO CONCAVE V	WETRUB	M5 / M5	420.00 €
SEVENSIX FUN SERIES	7'2" x 20 1/4" x 2 5/8"	SINGLE CONCAVE TO CONCAVE V	WETRUB	M5 / M5	450.00 €
SEVENSIX FUN SERIES SPRAY	7'2" x 20 1/4" x 2 5/8"	SINGLE CONCAVE TO CONCAVE V	WETRUB	M5 / M5	470.00 €
SEVENSIX FUN SERIES	7'6" x 20 1/4" x 2 5/8"	SINGLE CONCAVE TO CONCAVE V	WETRUB	M5 / M5	450.00 €
SEVENSIX FUN SERIES SPRAY	7'6" x 20 1/4" x 2 5/8"	SINGLE CONCAVE TO CONCAVE V	WETRUB	M5 / M5	470.00 €
SEVENSIX FUN SERIES	8'0"x21 1/2" x 2 7/8"	SINGLE CONCAVE TO CONCAVE V	WETRUB	M5 / M5	450.00 €
SEVENSIX FUN SERIES SPRAY	8'0"x21 1/2" x 2 7/8"	SINGLE CONCAVE TO CONCAVE V	WETRUB	M5 / M5	470.00 €

LONGBOARDS & RETRO FISH

RETRO TWIN	5'11" x 21" x 2 5/8"	SINGLE CONCAVE TO CONCAVE V	POLISHED	CUSTOM TWIN	495.00 €
RETRO TWIN	6'1" x 21 1/4" x 2 5/8" NEW	SINGLE CONCAVE TO CONCAVE V	POLISHED	CUSTOM TWIN	495.00 €
MICRO LOG MINI LONGBOARD	6'4" x 17 1/2" x 21" x 15 1/2" x 2 5/8"	SINGLE CONCAVE TO CONCAVE V	POLISHED	STS 4.5 / FCS	495.00 €
MICRO LOG MINI LONGBOARD	6'8" x 17 1/2" x 21 1/4" x 15 1/2" x 2 5/8" NEW	SINGLE CONCAVE TO CONCAVE V	POLISHED	STS 4.5 / FCS	495.00 €

HONKEY	PERFORMANCE LONGBOARD	9'0" x 22" x 3"		NOSE CONCAVE / FLAT / V	POLISHED	STS 6 / GL				699.00 €
HONKEY	PERFORMANCE LONGBOARD	9'2" x 22 1/2" x 3"		NOSE CONCAVE / FLAT / V	POLISHED	STS 6 / GL				699.00 €
RINCON	CLASSIC LONGBOARD	9'6" x 23" x 3 1/4"		NOSE CONCAVE / FLAT / V	POLISHED	ST 8 / GL				849.00 €

LIGHT INDONESIA GORDON HANSEN CUSTOM SERIES

SHAPES AND DESIGN AS PER CUSTOM ORDER - PRICING SEE BELOW INCL. FINS AND DESIGN

HIGH PERFORMANCE PRO THRUSTER and Quad Custom Shape

PRO THRUSTER	6'2" x 18 1/2" x 2 3/8"			SINGLE CONCAVE TO CONCAVE V	WETRUB	FCS or FUTURE				595.00 €
--------------	-------------------------	--	--	-----------------------------	--------	---------------	--	--	--	----------

CUSTOM ORDER POSSIBILITY - DELIVERY TIME 40-75 DAYS

DIRECT PICK UP FACTORY BALI										495.00 €
-----------------------------	--	--	--	--	--	--	--	--	--	----------

see custom order sheet - pricing per length and style as per above stock models fcs or future fin set up possible

Title of goods on any unpaid invoice does not pass to customer until such invoice is fully paid. Customer accepts GTA Distribución OHG tradeterms

DATE / SIGNATURE

TERMS 2009 PREORDER + VOLUME DISCOUNTS PREORDER DEADLINE 31.12.2008

QTY	DISCOUNT
10+ Boards	3%
25+ Boards	5%
50+ Boards	7%

NO DISCOUNTS ON SYSTEM DEPOT
extra 3% for payment inbetween 10 days
max. 4 delivery dates

Shipping Cost

10+ boards per delivery free of charge
Boards up to 7'6" € 20 / Board
Board 7'7" and up € 25 / Board

NOT CREDIT APPROVED CUSTOMERS CASH AND DELIVERY / CAD ONLY !

